


22nd Congress of the Latin American Society for Pediatric Radiology

Sheraton Córdoba Hotel

Thursday, June 20, 2019

**PRESIDENT:** Jose Lipsich - **SECRETARY:** Agustina Martínez, Daniela Carmona





08:30 to 09:00	Antonio Soares Souza		Fetal Nephropathies: How to approach the diagnosis.
09:00 to 09:30	Mariana Meyers		Multicystic dysplastic kidney versus renal cystic dysplasia: imaging and prognostic differences.
09:30 to 10:00	Laurent Guibaud		Prenatal approach of echogenic kidneys.
10:00 to 10:30	Mariana Meyers		Neurologic abnormalities in TTS in MR.
10:30 to 11:00	Break		
<b>PRESIDENT:</b> Lavinia Wesley Lasso - <b>SECRETARY:</b> María Laura Ranalletti, Cecilia Abraham			
11:00 to 11:30	Laurent Guibaud		How to elucidate "isolated" ventriculomegaly?
11:30 to 12:00	Laurent Guibaud		Prenatal approach of posterior fossa anomalies.
12:00 to 12:30	Tatiana Mendonça Fazecas E Costa		Congenital Infections: diagnostic clues in fetuses and newborns. From X-ray to MR.
12:30 to 13:00	Karla Moëne Buhlmann		Casos que nos enseñan
13:00 to 14:30	Break		
<b>PRESIDENT:</b> Patricia del Rosario Compén - <b>SECRETARY:</b> Esteban Dardanelli, Carlos Ismael Contreras			
14:30 to 15:00	Inés Manes		Magnetic resonance cholangiopancreatography in pediatrics.
15:00 to 15:30	Michael Gee		Imaging children with acute abdominal pain.
15:30 to 16:00	Lina Cadavid		Pathology of the liver in pediatrics.
16:00 to 16:30	Pablo Caro		Imaging of neonatal intestinal obstruction.
16:30 to 17:00	Break		
<b>PRESIDENT:</b> Ana Rizzi - <b>SECRETARY:</b> Guillermo Fernández, María Alejandra De Rovere			
17:00 to 17:30	Prakash Masand		Cardiovascular CT in neonates and infants.
17:30 to 18:00	Carlos Ugas		CT in vascular rings and pulmonary sling.
18:00 to 18:30	Prakash Masand		Vascular mediated airway compromise: Utility of dynamic imaging.
18:30 to 19:00	Pedro Daltro		Pediatric Diffuse Pulmonary Disease: What radiologists need to know.

22nd Congress of the Latin American Society for Pediatric Radiology





Sheraton Córdoba Hotel

Friday, June 21, 2019





**PRESIDENT:** Héctor Guillermo Oxilia - **SECRETARY:** Patricia Nally, Maricel de Battista

08:30 to 09:00	Gonzalo Corral		How to approach soft tissue lesions in pediatrics.
09:00 to 09:30	Diego Jaramillo		Osteomyelitis in children.
09:30 to 10:00	Diego Jaramillo		Musculoskeletal tumors in pediatrics.
10:00 to 10:30	Víctor Ho Fung		Musculoskeletal imaging of Children with Cerebral Palsy – Joint, spine, and lower extremity abnormalities.
10:30 to 11:00	Break		





**PRESIDENT:** Tamara Kreindel - **SECRETARY:** Dario Teplisky, Alejandro Ludman

11:00 to 11:30	Emilio Inarejos Clemente		State of the art in idiopathic juvenile arthritis.
11:30 to 12:00	Pierre Schmit		Recent progress in scoliosis imaging.
12:00 to 12:30	Pierre Schmit		Recent progress in scoliosis surgery.
12:30 to 13:00	Fabiola Weber		The world of Vascular anomalies.
13:00 to 14:00	Break		

**PRESIDENT:** Hugo Cozzani - **SECRETARY:** Orlando Ricardo Gómez, María Fernanda Mateos

14:30 to 15:00	Dolores Bustelo		Craniostenosis.
15:00 to 15:30	Camilo Jaimes Cobos		Fetal MR of head and neck Pathology.
15:30 to 16:00	Emilio Inarejos Clemente		Imaging evaluation of parotid lesions in children.
16:00 to 16:30	Mariana Sánchez		Video fluoroscopic swallowing exam: beyond anatomy.
16:30 to 17:00	Break		

**PRESIDENT:** Carolina Castagnaro - **SECRETARY:** Mónica Galeano, Mónica Bravo















17:00 to 17:30	Emilio Inarejos Clemente		Functional MR in neuroblastoma.
17:30 to 18:00	Inés Manes		Total body MR in pediatrics.
18:00 to 18:30	Hénrique Lederman		Total body MR in Hodgkin lymphoma - Diffusion x PET-CT.
18:30 to 19:00	Rubén Montoya Cardenas		Mediastinal tumors in pediatrics.

## 22nd Congress of the Latin American Society for Pediatric Radiology

Sheraton Córdoba Hotel

Saturday, June 22, 2019

**PRESIDENT:** Maria Elena Ucar - **SECRETARY:** Pablo Ameijenda, Graciela Vertiz

08:30 to 09:30	Tatiana Mendonça Fazecas E Costa		The world federation of pediatric imaging
09:00 to 09:30	Mónica Epelman		Practical approach to lung US.
09:30 to 10:00	Pilar Dies Suarez		The role of imaging in pediatric obesity.
10:00 to 10:30	Andrés García Bayce		Catheter-related complications in Neonatal Unit: what radiologists must know.
10:30 to 11:00	Break		
<b>PRESIDENT:</b> Celia Ferrari - <b>SECRETARY:</b> Maria Marcela Tombesi, Mariana Maurizi			
11:00 to 11:30	Rodrigo Regacini		Renal assessment in pediatrics: frequent pathologies and common pitfalls.
11:30 to 12:00	Hansel Otero		MR urography in Children: Understanding Analysis and Function.
12:00 to 12:30	Pablo Caro		Imaging in kidney cysts and multicystic kidney diseases in children.
12:30 to 13:00	Aníbal Espinosa		From dysuria to madness: clinical presentation of ovarian tumors.
13:00 to 14:00	Break		
<b>PRESIDENT:</b> Paula Delgado - <b>SECRETARY:</b> Raquel Buttiero			
14:30 to 15:00	Pedro Unshelm		Newborn spine ultrasound. Assessment of the spinal canal.
15:00 to 15:30	Mónica Epelman		Easily missed sonographic findings in the assessment of hypoxic injury.
15:30 to 16:00	Jorge Dávila		Safety standards for the use of MR. How to avoid accidents.
16:00 to 16:30	Claudia Lazarte		Leukemia: CNS complications.
16:30 to 17:00	Break		
<b>PRESIDENT:</b> Mario Montañó			
17:00 to 17:30	Camilo Jaimes Cobos		Pediatric Brain Tumors.
17:30 to 18:00	Jorge Lee		Intraoperative MR in brain tumor and epilepsy.
18:00 to 18:30			GYMKANA
18:30 to 19:00			GYMKANA